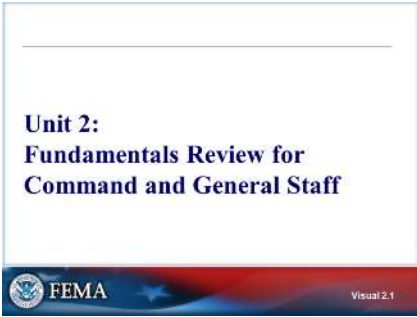

Unit 2: Fundamentals Review for Command and General Staff

STUDENT MANUAL

This page intentionally left blank.



Visual 2.1

UNIT 2: FUNDAMENTALS REVIEW FOR COMMAND AND GENERAL STAFF

This unit, through an Activity, reviews the tenets and concepts presented in An Introduction to Incident Command System (ICS 100), Basic Incident Command System for Initial Response (ICS 200), and Intermediate Incident Command System for Expanding Incidents (ICS 300).



Visual 2.2

UNIT TERMINAL OBJECTIVE

Given a scenario and review materials, apply key NIMS doctrine concepts (NIMS Management Characteristics, Unified Command, Incident Command System structure and functional area responsibilities, IAP Preparation and the Operational Period Planning Cycle, and incident complexity) to the management of a complex incident or event.

Unit Enabling Objectives

- Describe types of agency(ies) policies, guidelines, and agreements that influence management of incident or event activities.
- Describe issues that influence incident complexity, complex incidents, and Incident Complex and the tools available to analyze complexity.
- Describe the process for transfer of command.
- Describe the primary guidelines and responsibilities of the Command and General Staff positions.




Visual 2.3

UNIT ENABLING OBJECTIVES

- Describe types of agency(ies) policies, guidelines, and agreements that influence management of incident or event activities.
- Describe issues that influence incident complexity, complex incidents, and Incident Complex and the tools available to analyze complexity.
- Describe the process for transfer of command.

Unit Enabling Objectives (Cont.)

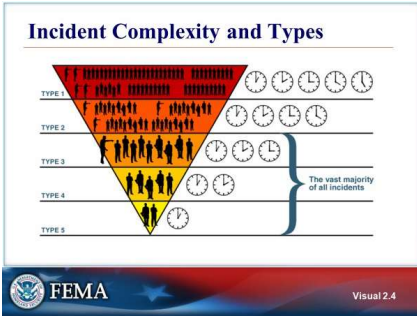
- List the major steps in the Incident Action Planning Process.
- Describe the purposes and responsibilities of Agency Representatives or technical specialists, reporting relationships, and how they can be used effectively within the incident organization.
- Define the advantages of Unified Command and list the kinds of situations that may call for a Unified Command organization.
- Describe how Unified Command functions on a multi-jurisdiction or multi-agency incident.



Visual 2.4

UNIT ENABLING OBJECTIVES (CONT.)

- Describe the primary guidelines and responsibilities of the Command and General Staff positions.
- List the major steps in the Incident Action Planning Process.
- Describe the purposes and responsibilities of Agency Representatives or technical specialists, reporting relationships, and how they can be used effectively within the incident organization.
- Define the advantages of Unified Command and list the kinds of situations that may call for a Unified Command organization.
- Describe how Unified Command functions on a multi-jurisdiction or multiagency incident.



Visual 2.5

INCIDENT COMPLEXITY AND TYPES

Incidents, like resources, may be categorized into five types based on complexity. Type 5 incidents are the least complex and Type 1 the most complex.

Incident typing may be used to:

- Make decisions about resource requirements.
- Order Incident Management Teams (IMTs). An IMT is made up of the Command and General Staff members and often subordinate positions in an ICS organization.

- Incident Complexity, Complex Incidents, and Incident Complex**
- Commonly misused terms.
 - Language matters – use the correct term and ensure that your audience understands what you intend.
 - Define each.
 - Differentiate between.

Visual 2.6

INCIDENT COMPLEXITY, COMPLEX INCIDENTS AND INCIDENT COMPLEX


Activity 2.1: Review Activity
 Allotted Time: 2 hours 45 minutes

Visual 2.7

ACTIVITY 2.1: REVIEW ACTIVITY

The instructor will explain Activity 2.1.

You will have 2 hours and 45 minutes to complete the activity and to provide feedback/debrief.

Visual 2.8

ACTIVITY 2.1 DEBRIEF

The visual is intentionally not shown.

ACTIVITY 2.1 DEBRIEF (CONT.)

The visual is intentionally not shown.

Visual 2.9

Objectives Review


- Describe types of agency(ies) policies, guidelines, and agreements that influence management of incident or event activities.
- Describe issues that influence incident complexity, complex incidents, and Incident Complex and the tools available to analyze complexity.
- Describe the process for transfer of command.
- Describe the primary guidelines and responsibilities of the Command and General Staff positions.



Visual 2.10

Objectives Review (Cont.)

- List the major steps in the Incident Action Planning Process.
- Describe the purposes and responsibilities of Agency Representatives or technical specialists, reporting relationships, and how they can be used effectively within the incident organization.
- Define the advantages of Unified Command and list the kinds of situations that may call for a Unified Command organization.
- Describe how Unified Command functions on a multi-jurisdiction or multi-agency incident.



Visual 2.11

OBJECTIVES REVIEW

Review the Unit Enabling Objectives to ensure the students obtained the knowledge necessary to successfully meet the Unit Terminal Objective.

- Describe types of agency(ies) policies, guidelines, and agreements that influence management of incident or event activities.
- Describe issues that influence incident complexity, complex incidents, and Incident Complex and the tools available to analyze complexity.
- Describe the process for transfer of command.
- Describe the primary guidelines and responsibilities of the Command and General Staff positions.

OBJECTIVES REVIEW (CONT.)

- List the major steps in the Incident Action Planning Process.
- Describe the purposes and responsibilities of Agency Representatives or technical specialists, reporting relationships, and how they can be used effectively within the incident organization.
- Define the advantages of Unified Command and list the kinds of situations that may call for a Unified Command organization.
- Describe how Unified Command functions on a multi-jurisdiction or multi-agency incident.

Pose the Unit Enabling Objectives as a question. **Ask** the group to give a brief example or short explanation to answer the question. Try to call on a different student for each answer. **Display** the Objectives Review visual so that students can think about what they learned in relation to the objectives.

Instructor Note: This is not intended to be an inclusive discussion of all material covered in Unit 2, but rather a quick and engaging way to wrap up the unit, and

reconnect the students to the material before moving on to Unit 3.